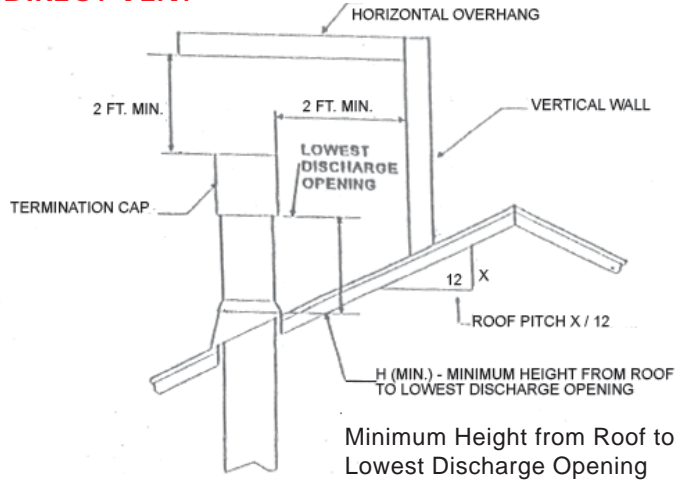
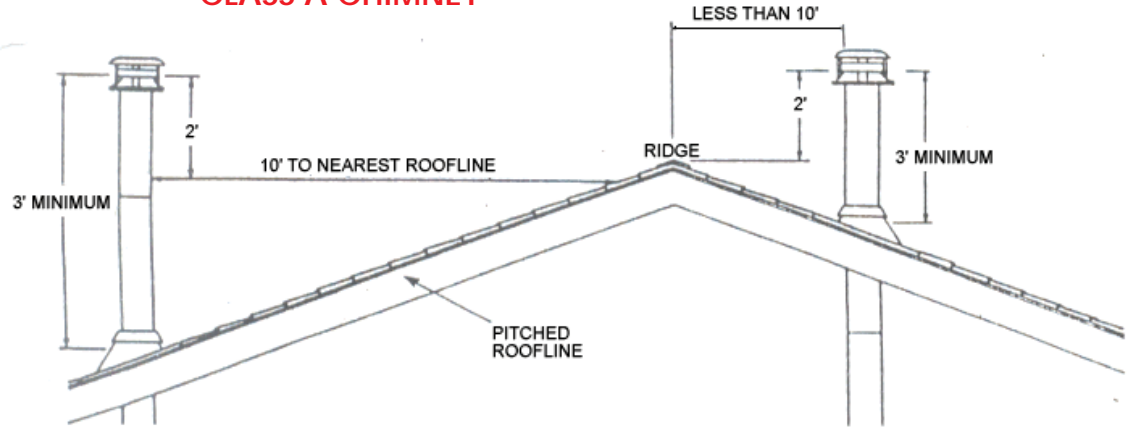


Venting and Chimney Termination Requirements For Type B Systems (Gas)

DIRECT VENT

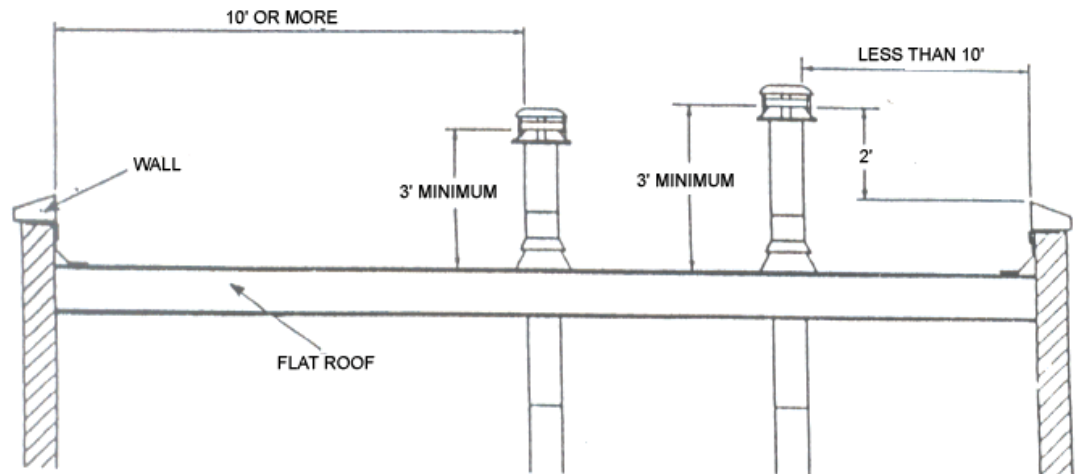
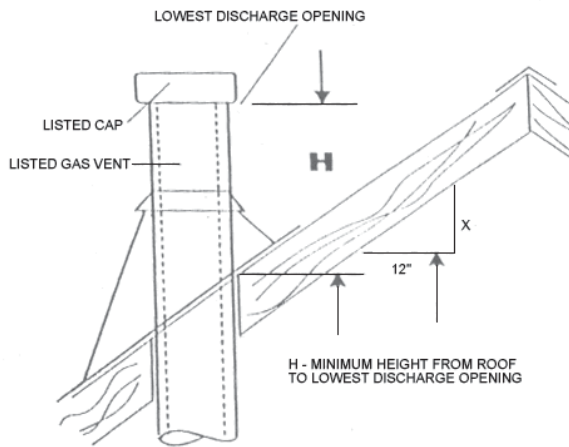


CLASS A CHIMNEY



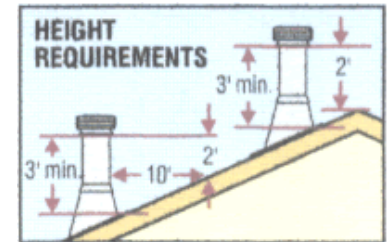
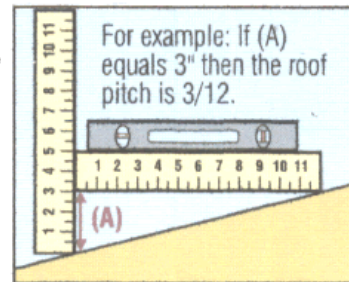
NATURAL VENT

Determine minimum vent height over the roof according to roof pitch



ROOF FLASHING MUST FIT THE PITCH OF YOUR ROOF

To calculate your roof pitch, use one of the 12 inch rulers to measure the number of inches (A) from the end of the other ruler down to the roof



Roof Pitch	H (min.) ft.
Flat to 6/12	1.0
6/12 to 7/12	1.25
over 7/12 to 8/12	1.5
over 8/12 to 9/12	2.0
over 9/12 to 10/12	2.5
over 10/12 to 11/12	3.25
over 11/12 to 12/12	4.0
over 12/12 to 14/12	5.0
over 14/12 to 16/12	6.0
over 16/12 to 18/12	7.0
over 18/12 to 20/12	7.5
over 20/12 to 21/12	8.0